



3<sup>Th</sup>  
Grade

·Robert Max Steenskist·

# Zorrizo

The path of the hedgefox

**ENGLISH ACTIVITIES**



## Activity 1

**1.a Before reading the book.** Complete the first column of the following charts according to your previous knowledge and your opinion about these animals: The Fox and The Hedgehog.

**1.b When you finish reading this book.** With your family support, search on the web for information about these animals: The Fox and The Hedgehog. Then, complete the second column of the following charts:

### The Fox

I used to think ...	Now I know...

### The Hedgehog

I used to think ...	Now I know...

## Activity 2

2.a Based on the picture, **describe** Fox's and Hedgehog's bedroom. **Complete** the following sentences. **Create** 2 more sentences using the same expressions.



There is a	
There isn't any	
There are some	
There aren't any	
I can see a	
I can't see any	

2.b When you have finished, **read** them out loud to your family or a family member while pointing out what you are describing.

# Activity 3

How do you say... in English?

3.a With your family support, **write** below the picture these expressions in English.



\_\_\_\_\_

\_\_\_\_\_

\_\_\_\_\_

\_\_\_\_\_

\_\_\_\_\_

\_\_\_\_\_

3.b **Check** your answers and compare them with a friend at school.

# Activity 4

4.a What is happening in this part of the story? **Write** a short sentence explaining the situation.



---

---

4.b **Think** about your best friend. After that, **draw** a picture of a specific moment you both disagreed. **Explain** why.



One day, my best friend and me disagreed because \_\_\_\_\_

---

---

---

4.c **Discuss** with your parents about similar situations or anecdotes with their friends at school and the way they solved the situation.

# Activity 5

Look at the following characters and write the best adjectives to describe them. Remember more than one can be possible.

Charming friendly Smart clumsy bold relaxed  
hazardous Sluggish lazy




Handwriting practice area with six horizontal green lines on a light beige background.




Handwriting practice area with six horizontal green lines on a light beige background.

Now it's your turn. Use some of the vocabulary learnt in the last activity to describe yourself and make a drawing of you.



A light orange rounded rectangle containing seven horizontal green lines for writing.



A large empty rounded rectangle with a pink border for drawing.

# Activity 6

Look at the following Pictures, use your imagination and invent your own story.



Title \_\_\_\_\_  
Author \_\_\_\_\_

A large rectangular area with a light beige background and rounded corners, containing ten horizontal green lines for writing a story.



## Activity 7

Read the following sentences and draw what you understand in each one.

Together, Fox and Hedgehog could  
live many comfortable, harmonious  
seasons


---

Fox and Hedgehog could be more  
patient with each other.

---

Nutrition is better when dinner  
settings are based on friendship  
and songs.

---




Most important: you should always get the most fresh ingredients.

---



Most important: you should always get the most fresh ingredients.

---



No matter what, remember that the most important ingredient for any recipe you follow is infinite affection, endless fervor.

---

# Activity 8

Match the description to the adjective.

Comfortable

having a pleasant tune or harmony

Harmonious

(especially of clothes or furnishings) providing physical ease and relaxation.

Passion

a strong liking or desire for or devotion to some activity, object, or concept.

Patient

the main meal of the day, taken either around midday or in the evening.

Dinner

able to accept or tolerate delays, problems, or suffering without becoming annoyed or anxious.

Make a research about the author and write some interesting facts. Cover page of the book.

---

---

---

---

---

---

---

---

---

---



## Activity 1

**Read** the next statement and **write** your opinion about it. **Use** the opinion expressions below the phrase:

No matter what, remember that the most important ingredient for any recipe you follow is infinite affection, endless fervor.

I think \_\_\_\_\_

---

---

---

I consider \_\_\_\_\_

---

---

---

## Activity 2

2.a With your family support, **complete** the following template to **write** the name, a list of the ingredients you need and **explain** the step by step process for cooking your favourite recipe.

How to Make

Just Like My Mom!

Written by:

What You Need:

- <input type="text"/>	- <input type="text"/>
- <input type="text"/>	- <input type="text"/>
- <input type="text"/>	- <input type="text"/>
- <input type="text"/>	- <input type="text"/>

What You Do:

First...

Then...

Next...

After that...

Finally...

I Love It Because:

Taken from: <https://es.liveworksheets.com/it493574mm>

**2.b** As a family plan for the weekend, **cook** your favourite recipe at home. You can **take** some photos or **record** a short video while you are preparing it.

**2.c Express** your opinion. What do you think about cooking with your family?

In my opinion \_\_\_\_\_

\_\_\_\_\_

\_\_\_\_\_

## Activity 3

Look at the following picture and develop with your family the thinking routine based on it.

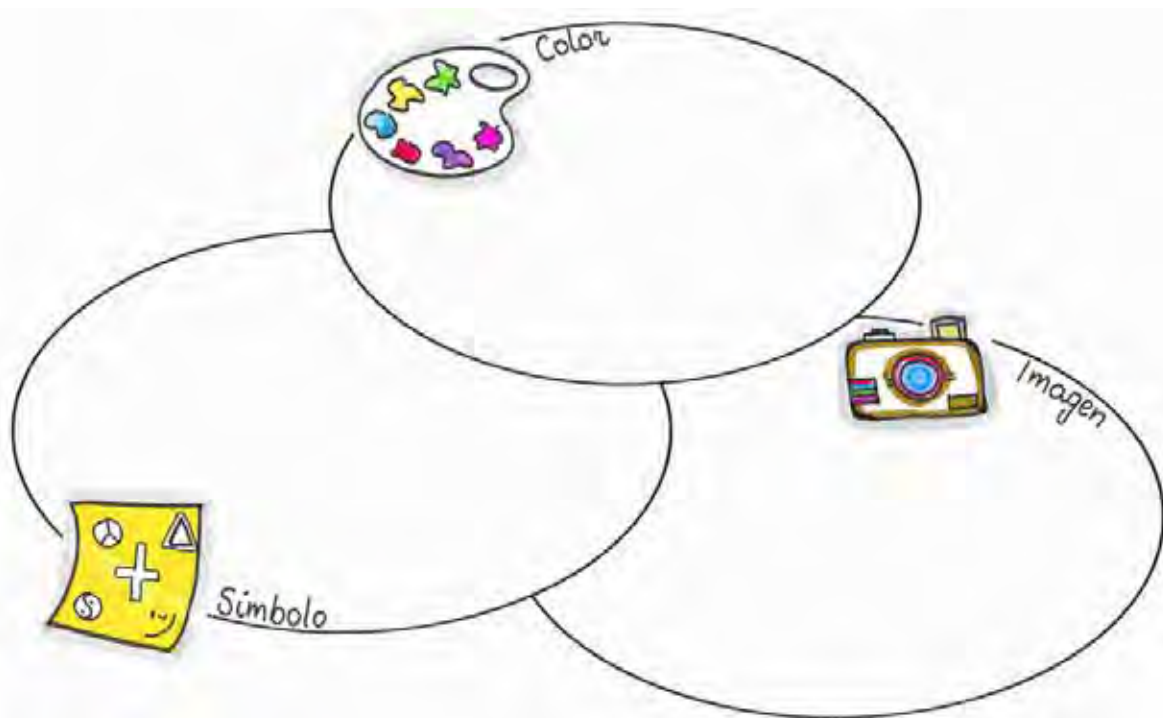


I see...	I think...	I wonder...

# Activity 4

4.a Based on chapter 2, **fill up** the following diagram according to these instructions:

- \*Choose a colour that you feel best represents or captures the essence of the most important idea.
- \*Choose a symbol that you feel best represents or captures the essence of the most important idea.
- \*Choose an image that you feel best represents or captures the essence of the most important idea.



Taken from: <http://rutinasdepensamiento.weebly.com/color-siacutembolo-imagen.html>

4.b **Explain** your diagram to a family member and ask his/her opinion about it.

My \_\_\_\_\_ thinks \_\_\_\_\_

my diagram \_\_\_\_\_

\_\_\_\_\_



## Activity 1

**Think** about your best friend. Then **make** a list of things you both agree on.

We both like playing \_\_\_\_\_.

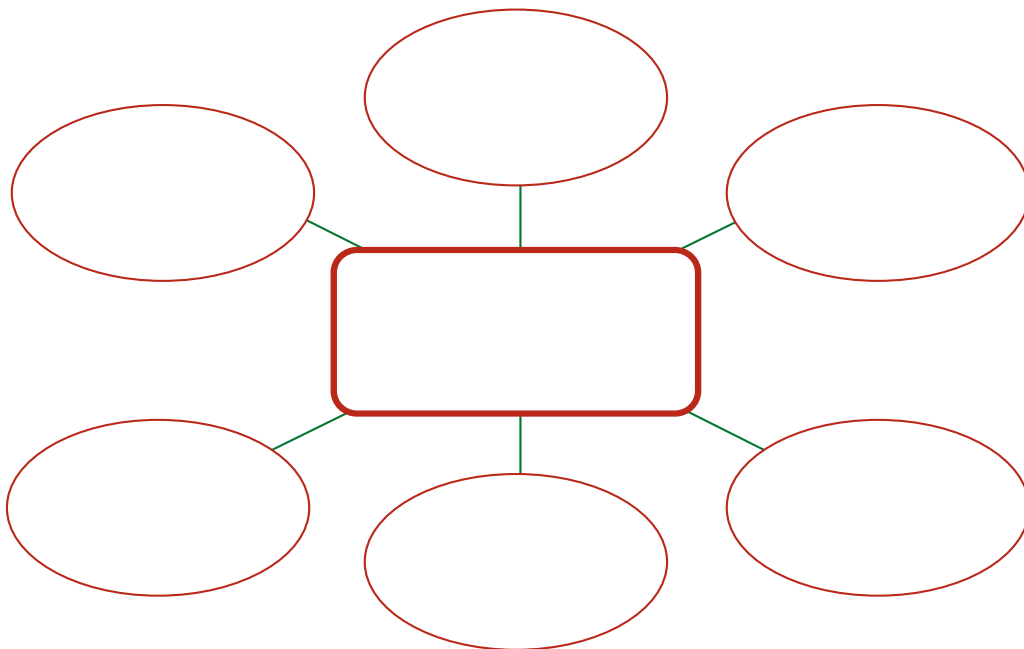
We both enjoy \_\_\_\_\_ subject at school.

We both love eating \_\_\_\_\_.

We both hate listening to \_\_\_\_\_ music.

## Activity 2

**Talk** to your family about different ways to solve a conflict when you disagree with a friend. Then, **complete** the following graphic organiser using small drawings and key words.





## Activity 3

3.a **Think** about your likes and dislikes. **Complete** the following phrases with your information.

1. I **love** reading about \_\_\_\_\_ .
2. I **enjoy** reading \_\_\_\_\_ books.
3. I'm **really into** \_\_\_\_\_ and stories about \_\_\_\_\_ .
4. I like learning **about** \_\_\_\_\_ .
5. I'm **not into** \_\_\_\_\_ stories.
6. I'm **not very keen on** \_\_\_\_\_ books.

3.b **Talk** to a family member about his/her reading habits. Then **Complete** the following phrases with his/her information.

1. My \_\_\_\_\_ **loves** reading about \_\_\_\_\_ .
2. My \_\_\_\_\_ **enjoys** reading \_\_\_\_\_ books.
3. My \_\_\_\_\_ is **really into** \_\_\_\_\_ and stories about \_\_\_\_\_ .
4. My \_\_\_\_\_ **likes** learning **about** \_\_\_\_\_ .
5. My \_\_\_\_\_ is **not into** \_\_\_\_\_ stories.
6. My \_\_\_\_\_ is **not very keen on** \_\_\_\_\_ books.

## Activity 4

4.a According to the following picture and this part of the story, **create** a possible short dialogue between Fox and Hedgehog.



FOX: \_\_\_\_\_

HEDGEHOG: \_\_\_\_\_

FOX: \_\_\_\_\_

HEDGEHOG: \_\_\_\_\_

4.b With a family member, **practise** the dialogue as a role play.  
Then **swap** roles.

## Activity 4

With your family support and after reading the book **use** the linkers and **write** short sentences to recap the story. Remember to use the past simple and continuous.

First, \_\_\_\_\_

\_\_\_\_\_

Then, \_\_\_\_\_

\_\_\_\_\_

After that, \_\_\_\_\_

\_\_\_\_\_

Next, \_\_\_\_\_

\_\_\_\_\_

Finally, \_\_\_\_\_

\_\_\_\_\_

# Activity 5

5. a **Make** the following book report taking into account this book. Remember to use the past simple and continuous.

## MY BOOK REPORT

**Title of the book**

**Author**

**NEVER STOP READING**

**This book was**

**My favourite character**

**Book Cover Illustration**

**THE STORY**

**Beginning**

**Middle**

**End**

**MY FAVOURITE PART OF THE STORY**

**RATING** — ★ ★ ★ ★ ★

Taken from: <https://shiningbrains.com/book-report-template-worksheet/>

5. b With your family support prepare a short oral presentation about it.



See you  
later....

